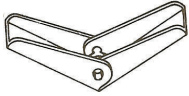



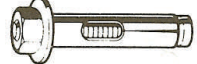


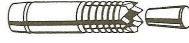








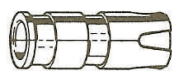
| TOGGLE WINGS PLATED   |      |         | PLASTIC TOGGLE ANCHORS  |                   |         | FLAT HEAD NYLON ANCHORS   |             |         |
|---|------|---------|---|-------------------|---------|---|-------------|---------|
| PART NO   | SIZE | BOX QTY | PART NO   | SIZE              | BOX QTY | PART NO   | SIZE        | BOX QTY |
|  |      |         |  |                   |         |  |             |         |
| TW.18Z  | 1/8  | 100     |   | <b>MINI</b>       |         |   | <b>3/16</b> |         |
| TW.316Z   | 3/16 | 50      |   |                   |         |   |             |         |
| TW.14Z  | 1/4  | 50      | PTA.18  | 1/8               | 100     | FNA316.1  | 1           | 100     |
| TW.516Z   | 5/16 | 50      |   | <b>SHORT</b>      |         |   | <b>1/4</b>  |         |
| TW.38Z  | 3/8  | 50      | PTA.38  | 3/8               | 100     | FNA14.34  | 3/4         | 100     |
| TW.12Z  | 1/2  | 25      |   | <b>MEDIUM</b>     |         | FNA14.1   | 1           | 100     |
|   |      |         | PTA.12  | 1/2               | 100     | FNA14.112   | 1 1/2       | 100     |
|   |      |         |   | <b>LONG</b>       |         | FNA14.2   | 2           | 100     |
|   |      |         | PTA.58  | 5/8               | 100     |   |             |         |
|   |      |         |   | <b>EXTRA LONG</b> |         |   |             |         |
|   |      |         | PTA.34  | 3/4               | 100     |   |             |         |
|   |      |         |   | <b>SUPER LONG</b> |         |   |             |         |
|   |      |         | PTA.1   | 1                 | 100     |   |             |         |

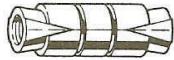

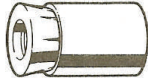






| WEDGE ANCHORS<br>STAINLESS STEEL  |       |         | HEX SLEEVE ANCHORS  |       |         | ROUND SLEEVE ANCHORS  |       |         |
|---|-------|---------|---|-------|---------|---|-------|---------|
| PART NO   | SIZE  | BOX QTY | PART NO   | SIZE  | BOX QTY | PART NO   | SIZE  | BOX QTY |
|  |       |         |  |       |         |  |       |         |
| <b>1/4</b>  |       |         | <b>1/4</b>  |       |         | <b>1/4</b>  |       |         |
| WDG14.134S  | 1 3/4 | 100     | SLAH14.58Z  | 5/8   | 100     | SLAR14.118Z   | 1 1/8 | 100     |
| WDG14.214S  | 2 1/4 | 100     | SLAH14.138Z   | 1 3/8 | 100     | SLAR14.2Z   | 2     | 100     |
| WDG14.3S  | 3     | 100     | SLAH14.214Z   | 2 1/4 | 100     | SLAR14.234Z   | 2 3/4 | 100     |
| <b>3/8</b>  |       |         | <b>5/16</b>   |       |         | <b>3/8</b>  |       |         |
| WDG38.214S  | 2 1/4 | 50      | SLAH516.112Z  | 1 1/2 | 100     | SLAR38.212Z   | 2 1/2 | 50      |
| WDG38.234S  | 2 3/4 | 50      | SLAH516.212Z  | 2 1/2 | 100     |   |       |         |
| WDG38.3S  | 3     | 50      |   |       |         |   |       |         |
| WDG38.334S  | 3 3/4 | 50      |   |       |         |   |       |         |
| WDG38.5S  | 5     | 50      |   |       |         |   |       |         |
| <b>1/2</b>  |       |         | <b>3/8</b>  |       |         | <b>1/2</b>  |       |         |
| WDG12.234S  | 2 3/4 | 50      | SLAH38.178Z   | 1 7/8 | 50      |   |       |         |
| WDG12.334S  | 3 3/4 | 50      | SLAH38.3Z   | 3     | 50      |   |       |         |
| WDG12.412S  | 4 1/2 | 50      | SLAH38.4Z   | 4     | 50      |   |       |         |
| WDG12.512S  | 5 1/2 | 50      |   |       |         |   |       |         |
| WDG12.7S  | 7     | 25      |   |       |         |   |       |         |
| <b>5/8</b>  |       |         | <b>1/2</b>  |       |         | <b>1/2</b>  |       |         |
| WDG58.312S  | 3 1/2 | 25      | SLAH12.214Z   | 2 1/4 | 25      |   |       |         |
| WDG58.412S  | 4 1/2 | 25      | SLAH12.3Z   | 3     | 25      |   |       |         |
| WDG58.5S  | 5     | 25      | SLAH12.4Z   | 4     | 25      |   |       |         |
| WDG58.6S  | 6     | 25      | SLAH12.514Z   | 5 1/4 | 25      |   |       |         |
| WDG58.7S  | 7     | 25      | SLAH12.6Z   | 6     | 25      |   |       |         |
| <b>3/4</b>  |       |         | <b>5/8</b>  |       |         | <b>5/8</b>  |       |         |
| WDG34.414S  | 4 1/4 | 20      | SLAH58.214Z   | 2 1/4 | 25      |   |       |         |
| WDG34.434S  | 4 3/4 | 20      | SLAH58.3Z   | 3     | 25      |   |       |         |
| WDG34.512S  | 5 1/2 | 20      | SLAH58.414Z   | 4 1/4 | 10      |   |       |         |
| WDG34.614S  | 6 1/4 | 20      | SLAH58.6Z   | 6     | 10      |   |       |         |
| WDG34.7S  | 7     | 20      |   |       |         |   |       |         |
| <b>3/4</b>  |       |         | <b>3/4</b>  |       |         | <b>3/4</b>  |       |         |
|   |       |         | SLAH34.212Z   | 2 1/2 | 10      |   |       |         |
|   |       |         | SLAH34.4Z   | 4     | 10      |   |       |         |
|   |       |         | SLAH34.534Z   | 5 3/4 | 10      |   |       |         |
|   |       |         | SLAH34.712Z   | 7 1/2 | 10      |   |       |         |

| FLAT SLEEVE ANCHORS   |            |            | SNAP OFF<br>SELF DRILLING ANCHORS   |      |            | TIE-WIRE<br>WEDGE ANCHORS   |            |            |
|---|------------|------------|---|------|------------|---|------------|------------|
| PART<br>NO  | SIZE       | BOX<br>QTY | PART<br>NO  | SIZE | BOX<br>QTY | PART<br>NO  | SIZE       | BOX<br>QTY |
|  |            |            |  |      |            |  |            |            |
|   | <b>1/4</b> |            |   |      |            |   | <b>1/4</b> |            |
| SLAF14.118Z   | 1 1/8      | 100        | SOA.14  | 1/4  | 100        | TWWA14.134  | 1 3/4      | 100        |
| SLAF14.214Z   | 2 1/4      | 100        | SOA.516   | 5/16 | 100        |   |            |            |
| SLAF14.3Z   | 3          | 100        | SOA.38  | 3/8  | 50         |   |            |            |
| SLAF14.4Z   | 4          | 100        | SOA.12  | 1/2  | 50         |   |            |            |
| SLAF14.514Z   | 5 1/4      | 100        | SOA.58  | 5/8  | 25         |   |            |            |
|   |            |            | SOA.34  | 3/4  | 10         |   |            |            |
|   |            |            | SOA.78  | 7/8  | 10         |   |            |            |
|   | <b>3/8</b> |            |   |      |            |   |            |            |
| SLAF38.234Z   | 2 3/4      | 50         |   |      |            |   |            |            |
| SLAF38.4Z   | 4          | 50         |   |      |            |   |            |            |
| SLAF38.5Z   | 5          | 50         |   |      |            |   |            |            |
| SLAF38.6Z   | 6          | 50         |   |      |            |   |            |            |

| TIE-WIRE SLEEVE ANCHORS |   |         | STEEL DROP IN ANCHORS |   |         | DROP IN ANCHOR TOOL |   |         |
|-------------------------|---|---------|-----------------------|---|---------|---------------------|---|---------|
| PART NO                 | SIZE  | BOX QTY | PART NO               | SIZE  | BOX QTY | PART NO             | SIZE  | BOX QTY |
|                         |  |         |                       |  |         |                     |  |         |
|                         | <b>5/16</b>   |         |                       |   |         |                     |   |         |
| TWSA516.112             | 1 1/2   | 100     | DIA.14                | 1/4   | 100     | DIAT.14             | 1/4   |         |
|                         |   |         | DIA.38                | 3/8   | 50      | DIAT.38             | 3/8   |         |
|                         |   |         | DIA.12                | 1/2   | 50      | DIAT.12             | 1/2   |         |
|                         |   |         | DIA.58                | 5/8   | 25      | DIAT.58             | 5/8   |         |
|                         |   |         | DIA.34                | 3/4   | 25      | DIAT.34             | 3/4   |         |

| FLAT DRIVE ANCHORS<br>RAWL  |       |            | ROUND DRIVE ANCHORS<br>RAWL   |       |            | SINGLE EXPANSION<br>BOLT SHIELD   |      |            |
|---|-------|------------|---|-------|------------|---|------|------------|
| PART<br>NO  | SIZE  | BOX<br>QTY | PART<br>NO  | SIZE  | BOX<br>QTY | PART<br>NO  | SIZE | BOX<br>QTY |
|  |       |            |  |       |            |  |      |            |
| <b>3/16</b>   |       |            | <b>3/16</b>   |       |            |   |      |            |
| FRD316.1  | 1     | 100        | RRD316.1  | 1     | 100        | SES.14  | 1/4  | 50         |
| FRD316.112  | 1 1/2 | 100        | RRD316.112  | 1 1/2 | 100        | SES.516   | 5/16 | 50         |
| FRD316.2  | 2     | 100        |   |       |            | SES.38  | 3/8  | 50         |
| FRD316.212  | 2 1/2 | 100        |   |       |            | SES.12  | 1/2  | 25         |
| FRD316.3  | 3     | 100        |   |       |            | SES.58  | 5/8  | 25         |
| <b>1/4</b>  |       |            | <b>1/4</b>  |       |            |   |      |            |
|   |       |            | RRD14.114   | 1 1/4 | 100        | SES.34  | 3/4  | 10         |
| FRD14.112   | 1 1/2 | 100        | RRD14.112   | 1 1/2 | 100        |   |      |            |
| FRD14.2   | 2     | 100        | RRD14.2   | 2     | 100        |   |      |            |
| FRD14.212   | 2 1/2 | 100        | RRD14.212   | 2 1/2 | 100        |   |      |            |
| FRD14.3   | 3     | 100        |   |       |            |   |      |            |
| FRD14.312   | 3 1/2 | 100        |   |       |            |   |      |            |
| FRD14.4   | 4     | 100        |   |       |            |   |      |            |
|   |       |            | <b>5/16</b>   |       |            |   |      |            |
|   |       |            | RRD516.112  | 1 1/2 | 50         |   |      |            |
|   |       |            | <b>3/8</b>  |       |            |   |      |            |
|   |       |            | RRD38.2   | 2     | 25         |   |      |            |
|   |       |            | RRD38.212   | 2 1/2 | 25         |   |      |            |
|   |       |            | RRD38.312   | 3 1/2 | 25         |   |      |            |
|   |       |            | <b>1/2</b>  |       |            |   |      |            |
|   |       |            | RRD12.3   | 3     | 25         |   |      |            |

| DOUBLE EXPANSION BOLT SHIELD |   |         | LAG SHIELDS |   |         | MACHINE SCREW ANCHORS |   |         |
|------------------------------|---|---------|-------------|---|---------|-----------------------|---|---------|
| PART NO                      | SIZE  | BOX QTY | PART NO     | SIZE  | BOX QTY | PART NO               | SIZE  | BOX QTY |
|                              |  |         |             |  |         |                       |  |         |
| DES.14                       | 1/4   | 50      |             | <b>SHORT</b>  |         | MSA.6                 | 6 - 32  | 100     |
| DES.516                      | 5/16  | 50      |             |   |         | MSA.8                 | 8 - 32  | 100     |
| DES.38                       | 3/8   | 50      | LSS.14      | 1/4   | 50      | MSA.10                | 10 - 24   | 100     |
| DES.12                       | 1/2   | 25      | LSS.516     | 5/16  | 50      | MSA.14                | 1/4 - 20  | 100     |
| DES.58                       | 5/8   | 25      | LSS.38      | 3/8   | 50      | MSA.516               | 5/16 - 18   | 50      |
| DES.34                       | 3/4   | 10      | LSS.12      | 1/2   | 25      | MSA.38                | 3/8 - 15  | 50      |
|                              |   |         | LSS.58      | 5/8   | 25      | MSA.12                | 1/2 - 13  | 25      |
|                              |   |         | LSS.34      | 3/4   | 25      | MSA.58                | 5/8 - 11  | 25      |
|                              |   |         |             | <b>LONG</b>   |         | MSA.34                | 3/4 - 10  | 10      |
|                              |   |         | LSL.14      | 1/4   | 50      |                       |   |         |
|                              |   |         | LSS.516     | 5/16  | 50      |                       |   |         |
|                              |   |         | LSS.38      | 3/8   | 50      |                       |   |         |
|                              |   |         | LSS.12      | 1/2   | 25      |                       |   |         |
|                              |   |         | LSS.58      | 5/8   | 25      |                       |   |         |
|                              |   |         | LSS.34      | 3/4   | 25      |                       |   |         |

| SETTING TOOLS<br>MACHINE SCREW ANCHOR   |      |         | HOLLOW WALL ANCHORS<br>PLATED   |             |         | LEAD SCREW ANCHORS  |                 |         |
|---|------|---------|---|-------------|---------|---|-----------------|---------|
| PART NO   | SIZE | BOX QTY | PART NO   | SIZE        | BOX QTY | PART NO   | SIZE            | BOX QTY |
|  |      |         |    |             |         |  |                 |         |
| MSAT.6  | 6    |         |   | <b>1/8</b>  |         | LSA.634   | 6 - 8 X 3/4     | 100     |
| MSAT.8  | 8    |         |   |             |         | LSA.61  | 6 - 8 X 1       | 100     |
| MSAT.10   | 10   |         |   |             |         | LSA.6112  | 6 - 8 X 1 1/2   | 100     |
| MSAT.14   | 1/4  |         | HWA.18XSZ   | 1/8XS       | 100     | LSA.101   | 10 - 12 X 1     | 100     |
| MSAT.516  | 5/16 |         | HWA.18SZ  | 1/8S        | 100     | LSA.10112   | 10 - 12 X 1 1/2 | 100     |
| MSAT.38   | 3/8  |         | HWA.18LZ  | 1/8L        | 100     | LSA.16112   | 16 - 18 X 1 1/2 | 25      |
| MSAT.12   | 1/2  |         | HWA.18XLZ   | 1/8XL       | 100     |   |                 |         |
| MSAT.58   | 5/8  |         |   | <b>3/16</b> |         |   |                 |         |
| MSAT.34   | 3/4  |         |   |             |         |   |                 |         |
|   |      |         | HWA.316SZ   | 3/16S       | 50      |   |                 |         |
|   |      |         | HWA.316LZ   | 3/16L       | 50      |   |                 |         |
|   |      |         | HWA.316XLZ  | 3/16XL      | 50      |   |                 |         |
|   |      |         |   | <b>1/4</b>  |         |   |                 |         |
|   |      |         | HWA.14SZ  | 1/4S        | 50      |   |                 |         |
|   |      |         | HWA.14LZ  | 1/4L        | 50      |   |                 |         |
|   |      |         | HWA.14XLZ   | 1/4XL       | 50      |   |                 |         |
|   |      |         |  |             |         |   |                 |         |
|   |      |         | <b>DRIVE</b>  | <b>TYPE</b> |         |   |                 |         |
|   |      |         | HWAD.18XSDZ   | 1/8XSD      | 100     |   |                 |         |
|   |      |         | HWAD.18SDZ  | 1/8SD       | 100     |   |                 |         |
|   |      |         | HWAD.18LDZ  | 1/8LD       | 100     |   |                 |         |
|   |      |         | HWAD.18SLDZ   | 1/8SLD      | 100     |   |                 |         |

## PLASTIC SCREW ANCHORS

| PART<br>NO | SIZE | BOX<br>QTY |
|------------|------|------------|
|------------|------|------------|



|           |                 |     |
|-----------|-----------------|-----|
| PSA.634   | 6 - 8 X 3/4     | 100 |
| PSA.878   | 8 - 10 X 7/8    | 100 |
| PSA.101   | 10 - 12 X 1     | 100 |
| PSA.14112 | 14 - 16 X 1 1/2 | 100 |

| HELICAL THREAD<br>INSERTS SINGLE SIZE<br>REPAIR KITS |           |            | HELICAL THREAD<br>INSERTS SINGLE SIZE<br>REPAIR KITS METRIC |            |            | HELICAL THREAD<br>INSERTS ONLY |            |            |
|--|-----------|------------|---|------------|------------|--------------------------------|------------|------------|
| PART<br>NO   | SIZE      | BOX<br>QTY | PART<br>NO  | SIZE       | BOX<br>QTY | PART<br>NO                     | SIZE       | BOX<br>QTY |
|  |           |            | <b>METRIC SIZES<br/>COARSE THREAD</b>                       |            |            | <b>STANDARD SIZES</b>          |            |            |
| RK.01024   | 10 - 24   | 12         | RKM.61  | M6 X 1.0   | 12         | HTI.01024                      | 10 - 24    | 12         |
| RK.1420  | 1/4 - 20  | 12         | RKM.71  | M7 X 1.0   | 12         | HTI.1420                       | 1/4 - 20   | 12         |
| RK.51618   | 5/16 - 18 | 10         | RKM.8125  | M8 X 1.25  | 10         | HTI.51618                      | 5/16 - 18  | 10         |
| RK.3816  | 3/8 - 16  | 10         | RKM.1015  | M10 X 1.5  | 10         | HTI.3816                       | 3/8 - 16   | 10         |
| RK.71614   | 7/16 - 14 | 6          | RKM.12175   | M12 X 1.75 | 6          | HTI.71614                      | 7/16 - 14  | 6          |
| RK.1213  | 1/2 - 13  | 6          | RKM.142   | M14 X 2.0  | 6          | HTI.1213                       | 1/2 - 13   | 6          |
| RK.91612   | 9/16 - 12 | 6          | RKM.162   | M16 X 2.0  | 6          | HTI.91612                      | 9/16 - 12  | 6          |
| RK.5811  | 5/8 - 11  | 6          |   |            |            | HTI.5811                       | 5/8 - 11   | 6          |
| RK.3410  | 3/4 - 10  | 4          |   |            |            | HTI.3410                       | 3/4 - 10   | 4          |
| <b>FINE THREAD</b>                                   |           |            | <b>FINE THREAD</b>  |            |            | <b>FINE THREAD</b>             |            |            |
| RK.01032   | 10 - 32   | 12         | RKM.81  | M8 X 1.0   | 10         | HTI.01032                      | 10 - 32    | 12         |
| RK.1428  | 1/4 - 28  | 12         | RKM.101   | M10 X 1.0  | 10         | HTI.1428                       | 1/4 - 28   | 12         |
| RK.51624   | 5/16 - 24 | 10         | RKM.10125   | M10 X 1.25 | 10         | HTI.51624                      | 5/16 - 24  | 10         |
| RK.3824  | 3/8 - 24  | 10         | RKM.12125   | M12 X 1.25 | 6          | HTI.3824                       | 3/8 - 24   | 10         |
| RK.71620   | 7/16 - 20 | 6          | RKM.1215  | M12 X 1.5  | 6          | HTI.71620                      | 7/16 - 20  | 6          |
| RK.1220  | 1/2 - 20  | 6          | RKM.1415  | M14 X 1.5  | 6          | HTI.1220                       | 1/2 - 20   | 6          |
| RK.91618   | 9/16 - 18 | 6          | RKM.1615  | M16 X 1.5  | 6          | HTI.91618                      | 9/16 - 18  | 6          |
| RK.5818  | 5/8 - 18  | 6          |   |            |            | HTI.5818                       | 5/8 - 18   | 6          |
| RK.3416  | 3/4 - 16  | 6          |   |            |            | HTI.3416                       | 3/4 - 16   | 4          |
|  |           |            |   |            |            | <b>METRIC SIZES</b>            |            |            |
|  |           |            |   |            |            | HTIM.61                        | M6 - 1.0   | 12         |
|  |           |            |   |            |            | HTIM.71                        | M7 - 1.0   | 12         |
|  |           |            |   |            |            | HTIM.8125                      | M8 - 1.25  | 12         |
|  |           |            |   |            |            | HTIM.1015                      | M10 - 1.5  | 12         |
|  |           |            |   |            |            | HTIM.12175                     | M12 - 1.75 | 6          |
|  |           |            |   |            |            | HTIM.142                       | M14 - 2.0  | 6          |
|  |           |            |   |            |            | HTIM.162                       | M16 - 2.0  | 6          |
|  |           |            |   |            |            | <b>METRIC FINE THREAD</b>      |            |            |
|  |           |            |   |            |            | HTIM.81                        | M8 - 1.0   | 12         |
|  |           |            |   |            |            | HTIM.101                       | M10 - 1.0  | 12         |
|  |           |            |   |            |            | HTIM.10125                     | M10 - 1.25 | 12         |
|  |           |            |   |            |            | HTIM.12125                     | M12 - 1.25 | 6          |
|  |           |            |   |            |            | HTIM.1215                      | M12 - 1.5  | 6          |
|  |           |            |   |            |            | HTIM.1415                      | M14 - 1.5  | 6          |
|  |           |            |   |            |            | HTIM.1615                      | M16 - 1.5  | 6          |